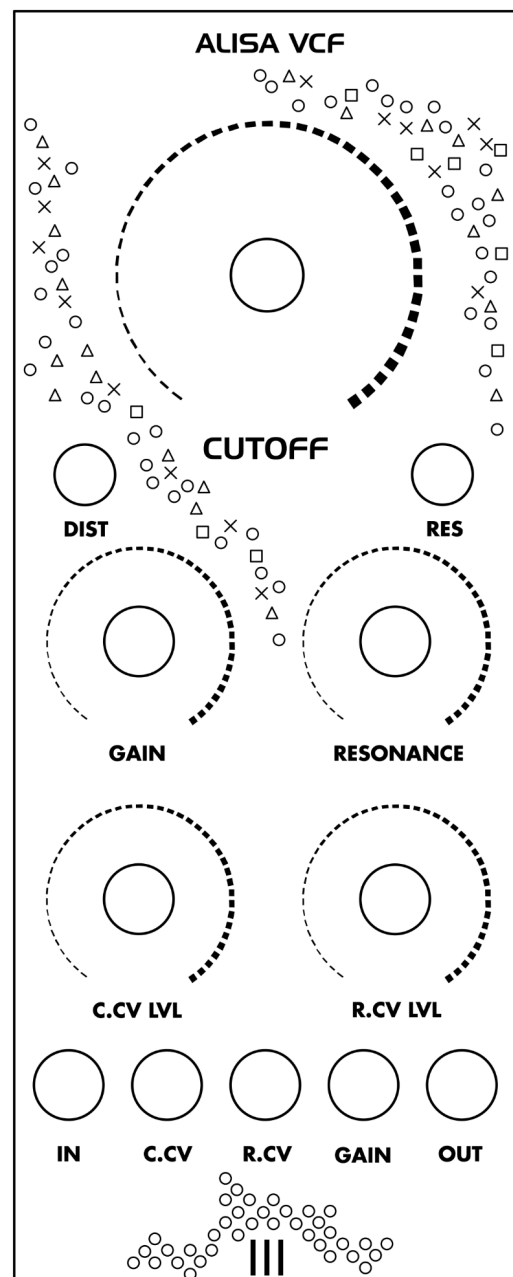


# Tre Modular - Alisa VCF v1.2

## User Manual

Thank you for choosing  
Tre Modular - Alisa VCF Eurorack  
module!

This guide will walk you through  
the features, and usage of this module.



## Alisa VCF:

Alisa VCF is a 12db per octave transistor ladder filter based on the filter section of Alisa 1387. We have also added a distortion stage from the Alisa 1377 filter. You can choose to route the output and/or resonance through this distortion stage with a press of a button.

Alisa VCF can produce very rich harmonics and has a distinctive, gritty sound that sets it apart from other filters.

We have also included the VCA section of Alisa 1387 for more authentic sound.

Alisa VCF has CV control over Cutoff, Resonance and Gain.

## Specifications:

**Module width:** 10 HP

**Module depth:** 27mm

**Power Consumption:** 35mA at +12V / 27mA at -12V

## Controls:

**Cutoff:** Adjusts the cutoff frequency of the filter.

**Resonance:** Controls the resonance of the filter.

**Gain:** Controls the VCA level, determining the strength of the signal from the filter.

**C.CV LVL (Cutoff CV Level):** Controls the level of influence that external voltage control has on the cutoff frequency.

**R.CV LVL (Resonance CV Level):** Controls the level of influence that external voltage control has on the resonance parameter.

**Dist (Distortion):** Toggle between 1377 and 1387 output stages.

**Res (Resonance):** Toggle between 1377 and 1387 resonance signal paths.

## Inputs:

**IN:** Signal input.

**C.CV (Cutoff CV):** Voltage control over the filters cutoff.

**R.CV (Resonance CV):** Voltage control over the resonance of the filter.

**Gain:** Voltage control over VCA.

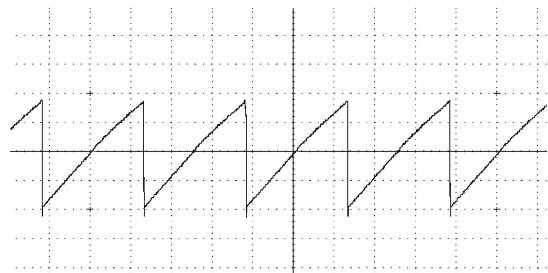
## Outputs:

**Out:** Signal output.

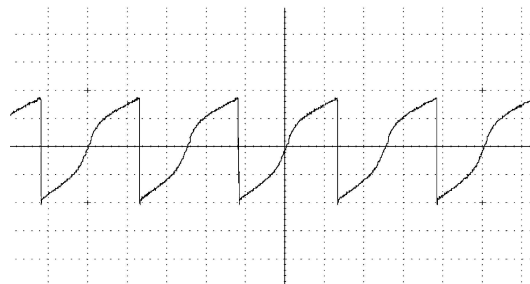
## Distortion:

With a push of the **Dist** button you can choose between two output stages one from Alisa 1377 and the other from Alisa 1387.

**Alisa 1378**



**Alisa 1377**



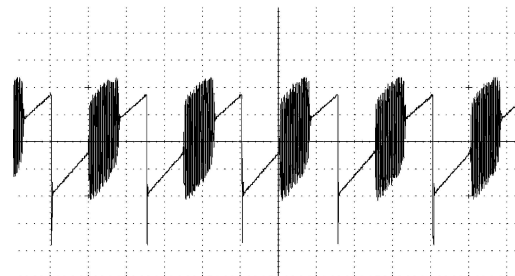
## Resonance:

With a push of the **Res** button you can choose between two resonance routing paths one from Alisa 1377 and the other from Alisa 1387.

### Alisa 1378



### Alisa 1377



## Installation:

Power off your Eurorack system.

Insert the module into an available slot.

Connect the power cable, ensuring correct polarity.

Power on your Eurorack system.

Enjoy!

## Additional Information:

For any additional questions or support, please contact Tre Modular at [support@tremodular.com](mailto:support@tremodular.com).

Happy patching!

